


---

The Premier Internet Reader

# NETalker



By Premier Literacy

## **Copyright**

©2008-2009 Premier Assistive Technology, Inc. All Rights Reserved. This documentation and the accompanying software are copyrighted materials. Making unauthorized copies of this material is prohibited by law. No part of the software or documentation may be reproduced, transmitted, transcribed, stored in a retrieval system or translated into any human or computer language without prior written permission of Premier Assistive Technology, Inc. Premier Assistive Technology, Inc. asserts its "Moral Right" to be identified as the author of this work, in all jurisdictions which recognize the "Moral Right."

## **Notice**

Unless otherwise provided by written agreement with Premier Assistive Technology, Inc., this publication, and the software and equipment sold with this publication are provided "as is" without warranty of any kind either expressed or implied, including but not limited to the implied warranties of merchantability and fit this particular purpose. The entire risk arising out of the use or performance of this publication and software remains with you, the user. In no event shall Premier Assistive Technology, Inc., or any of its suppliers, be liable for any lost profits, lost savings, direct, incidental or indirect damages or other economic or consequential damages, even if Premier Assistive Technology, Inc. or its suppliers, have been advised of the possibility of such damages. Premier Assistive Technology, Inc. reserves the right to modify this document at any time without obligation to notify anyone. In no event shall Premier Assistive Technology, Inc. or its suppliers' liability under this agreement exceed the sum of any amounts paid hereunder by the customer to Premier Assistive Technology, Inc. or the supplier.

## **Trademarks**

These other marks include, but are not necessarily limited to the following. Microsoft, Windows XP, Windows Vista and Internet Explorer are either registered trademarks or trademarks of Microsoft Corporation in the United States and/or other countries. Premier Literacy is a registered trademark of Premier Assistive Technology, Inc.

You shall not use any of the Trademarks, or Service marks of Premier Assistive Technology, Inc., Microsoft Corporation, or any other entity, without the express written permission of such Trademark or Service mark owner.

**Deletion or Modification**

If any portion of this manual, including but not limited to the "Notice" section above, is held to be unenforceable, then that portion shall be deleted, and the remaining language shall be given its broadest legal effect.

Premier Assistive Technology, Inc.  
1309 N. William St.  
Joliet, IL 60435 USA  
Phone: 815-927-7390  
Fax: 815-722-8802  
E-mail: [info@readingmadeeasy.com](mailto:info@readingmadeeasy.com)  
Web: [www.readingmadeez.com](http://www.readingmadeez.com)

## Table of Contents

<b>Copyright</b> .....	<b>2</b>
<b>NETalker – Talking Pointer</b> .....	<b>5</b>
<b>Using NETalker</b> .....	<b>5</b>
<b>Starting and Stopping the Talking Pointer</b> .....	<b>5</b>
<b>Adjusting the Talking Delay</b> .....	<b>6</b>
<b>Talking Pointer Options</b> .....	<b>6</b>
Voices .....	7
Voice Rate.....	7
Reading Window .....	7
<b>Help</b> .....	<b>8</b>
<b>Appendix A – System Requirements</b> .....	<b>9</b>

## NETalker – Talking Pointer

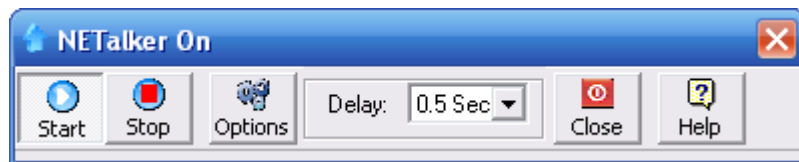
The *NETalker Talking Pointer* reads any text on the Internet just by pointing at the text. *NETalker* is designed to work with any *NETalker*-enabled website and any available SAPI 5 compatible voice on your computer. You have the option to select a voice and the rate at which it speaks.

To start *NETalker* just double-click the icon on the desktop. This will start *NETalker* and will automatically take you to an accessible web page.

## Using NETalker

The *NETalker Talking Pointer* is designed to work with any *NETalker*-enabled web page. Once the web page is *NETalker*-enabled, it will read anything on the web page just by pointing at the text. It will read hyperlinks, toolbars, menus, the body of a web page as well as any alternative text associated with the pictures on the page. The *NETalker Talking Pointer* lets you choose what you want to read when you want to read it. Just move the mouse cursor so it is resting on the paragraph that you want to read. If you want to read the entire paragraph, just leave the mouse positioned on the paragraph until it finishes reading. If you choose to read something else, move the mouse cursor over the text you want read to you. You can silence the *Talking Pointer* by clicking **Stop** on the floating *NETalker* toolbar or by moving the mouse over a part of the screen where there is no text to read.


When you start *NETalker*, the mouse pointer will not look any different, but a small floating toolbar will appear.



*NETalker* is active as long as this toolbar is open. As soon as the floating toolbar is closed, the *Talking Pointer* closes, and you will need to double-click the icon on your desktop to start reading the website again.

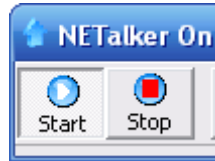
## Starting and Stopping the Talking Pointer

*NETalker* is active as long as the floating toolbar is open. If you want to turn off the *Talking*

*Pointer* but keep *NETalker* active, just click on the **Stop** button  and the *Talking Pointer*



will be silent until you select the **Start** button. The *NETalker* floating toolbar always displays the status of the *Talking Pointer*. If the **Start** button on the floating toolbar is depressed, the *Talking Pointer* is ON. If the **Stop** button is depressed, the *Talking Pointer* is OFF.



## Adjusting the Talking Delay

The *Talking Pointer* will talk when the mouse is held over any text displayed in the web browser. In the center of the toolbar you will see the **Delay** box and drop-down arrow. This box displays the time you must hold your mouse over the text before it begins to read. The delay can range from .25 to 3 seconds. The delay is built-in so that the *Talking Pointer* will not talk until you point at something for the specified length of time.

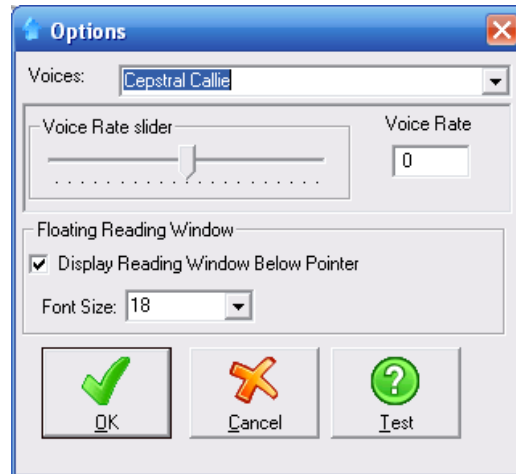
## Talking Pointer Options

The *Talking Pointer* can customize the following options to suit individual preferences.

- Voice
- Speaking rate
- Reading window



Select the **Options** button from the floating toolbar to display all the options available for the *Talking Pointer*.



Select the **OK** button to close this window and save the changes. The changes will remain the default until they are changed again. Select the **Cancel** button if you do not want to save the changes.

## Voices

The drop-down **Voices** list displays the current voice. Select the down arrow to display all of the available voices on your computer. Select the desired voice. Click the **Test** button to hear how the voice will sound.

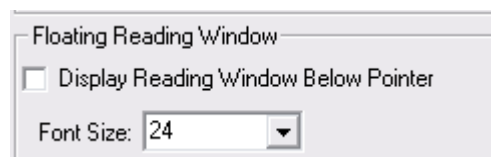
## Voice Rate

The speaking rate of the selected voices can be adjusted by moving the **Voice Rate slider** to the left to slow the speaking rate and by sliding it to the right to increase the speaking rate. The default is “0”. At this rate, the voice reads about 170 words per minute. Adjust the slider to the desired rate. Click the **Test** button to hear how fast it will read.

## Reading Window

The *Talking Pointer* will read any text at which you point. A reading window can be activated to display a small floating window just below the pointer. Text that is being read aloud appears in the floating window.

To activate the reading window, place a check mark in the box marked **Display Reading Window Below Pointer**.



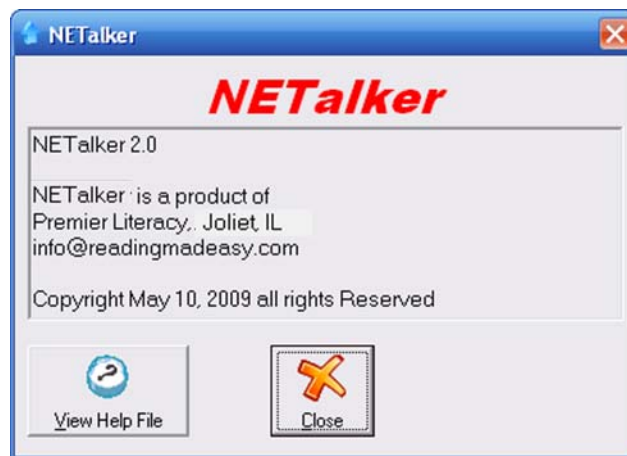
The default font size for the displayed text is 8 point font but can be adjusted up to 32 point.

## Help



Select the **Help** button on the floating toolbar to view the online Help file or to determine the version of the *NETalker* being used.

When you select the **Help** button, the About window opens, providing you with information about *NETalker*.



The version number is displayed near the top of the window. To access the Help file from this window, click the **View Help File** button.

## **Appendix A – System Requirements**

*NETalker* requires Internet Explorer version 5 or higher.

Operating System: Windows XP Home/Pro or Windows Vista

CPU: 900MHz or faster

Hard Drive Space: 20MB

Ram: 256MB or more – 512 MB or higher is recommended.

Display Resolution: 1024x768 or higher recommended.

Internet Access

**C**

Copyright, 2

**H**

Help, 8

**N**

NETalker, 5

**O**

Options, 6

**R**

Reading Window, 7

**S**

Starting, 5  
Stopping, 5

**T**

Talking Delay, 6

**U**

Using NETalker, 5

**V**

Voice Rate, 7  
Voices, 7